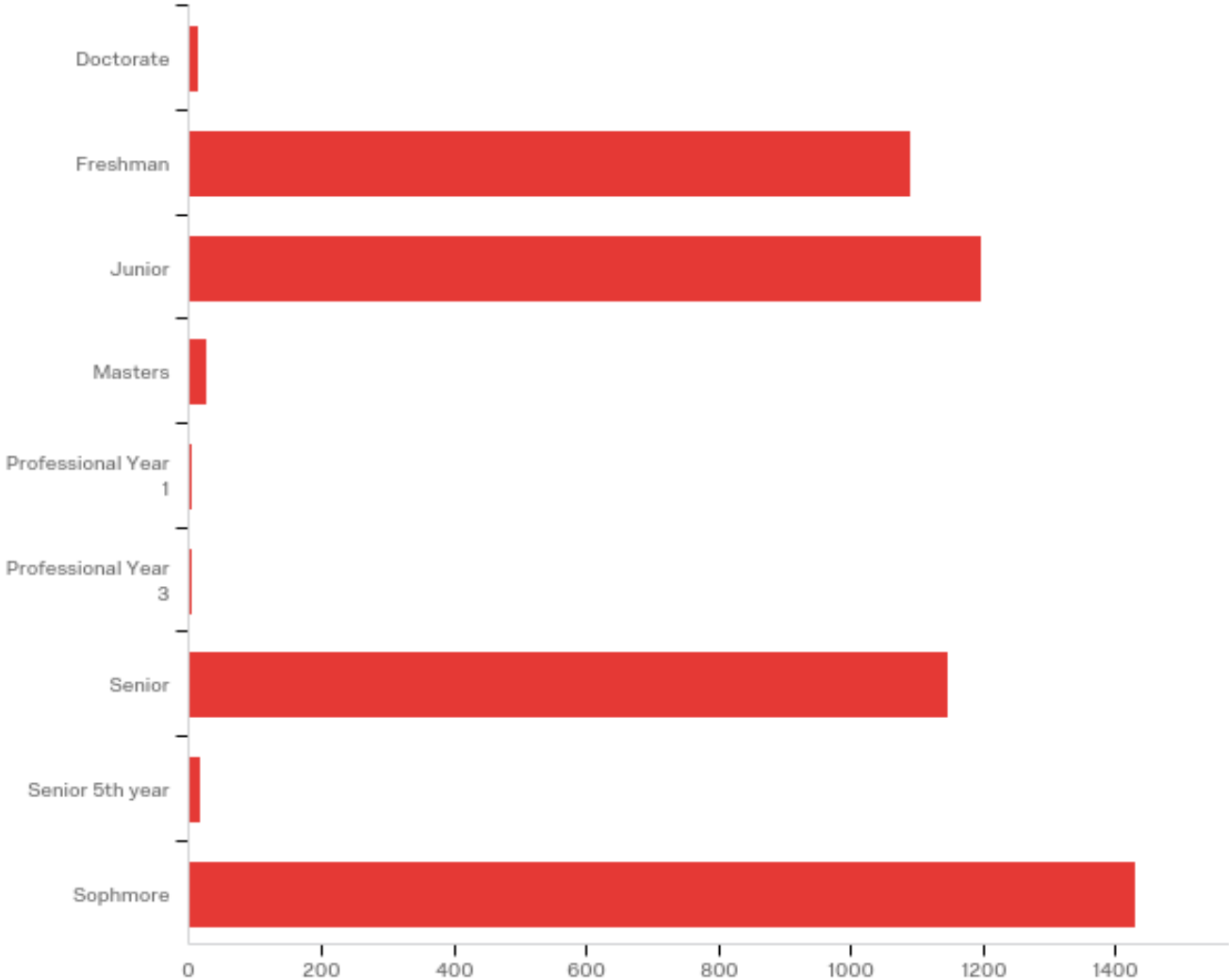


Default Report

2018_ASG_General_Election

March 7th 2018, 4:09 pm CST

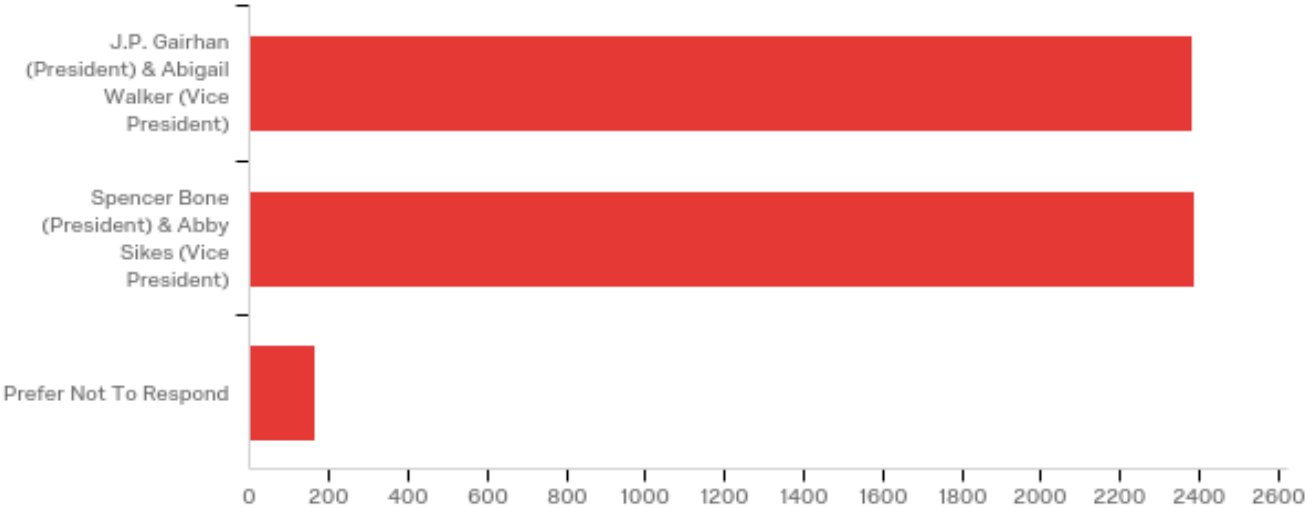
Classification



Answer	%	Count
Doctorate	0.30%	15
Freshman	22.11%	1092
Junior	24.28%	1199
Masters	0.53%	26
Professional Year 1	0.12%	6

Professional Year 3	0.08%	4
Senior	23.23%	1147
Senior 5th year	0.36%	18
Sophomore	28.98%	1431
Total	100%	4938

Q8 - Please select the candidates for ASG President and ASG Vice President that you would like to vote for. Candidates for President and Vice President run together so you will vote for them as a ticket. You can only vote for one President-Vice President ticket.

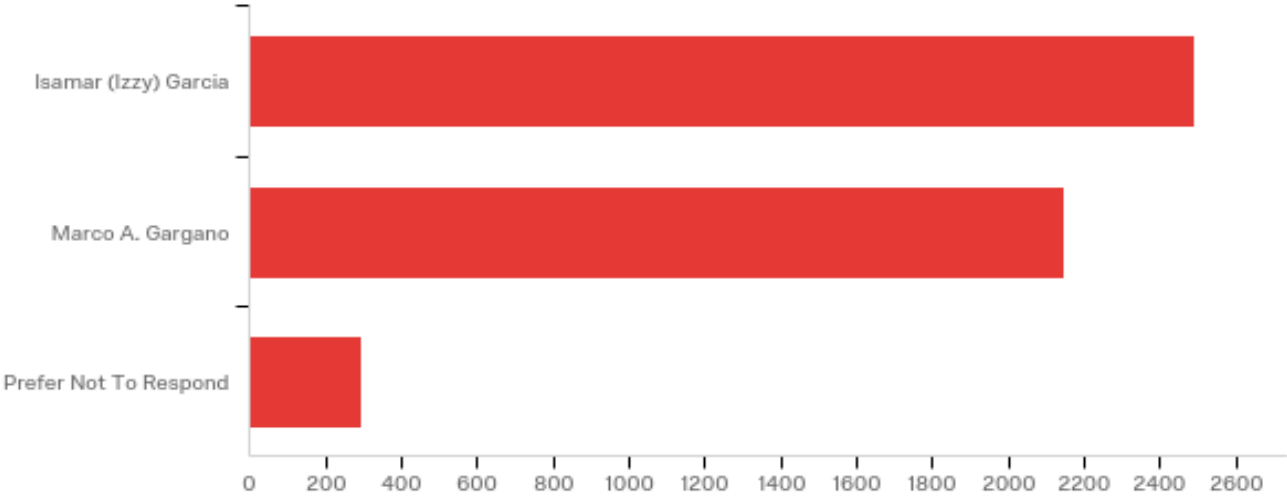


#	Answer	%	Count
64	J.P. Gairhan (President) & Abigail Walker (Vice President)	48.33%	2384
3	Spencer Bone (President) & Abby Sikes (Vice President)	48.39%	2387
66	Prefer Not To Respond	3.28%	162
	Total	100%	4933

Q9 - Please select the candidate for ASG Secretary that you would like to vote for. You can only vote for one Secretary candidate.

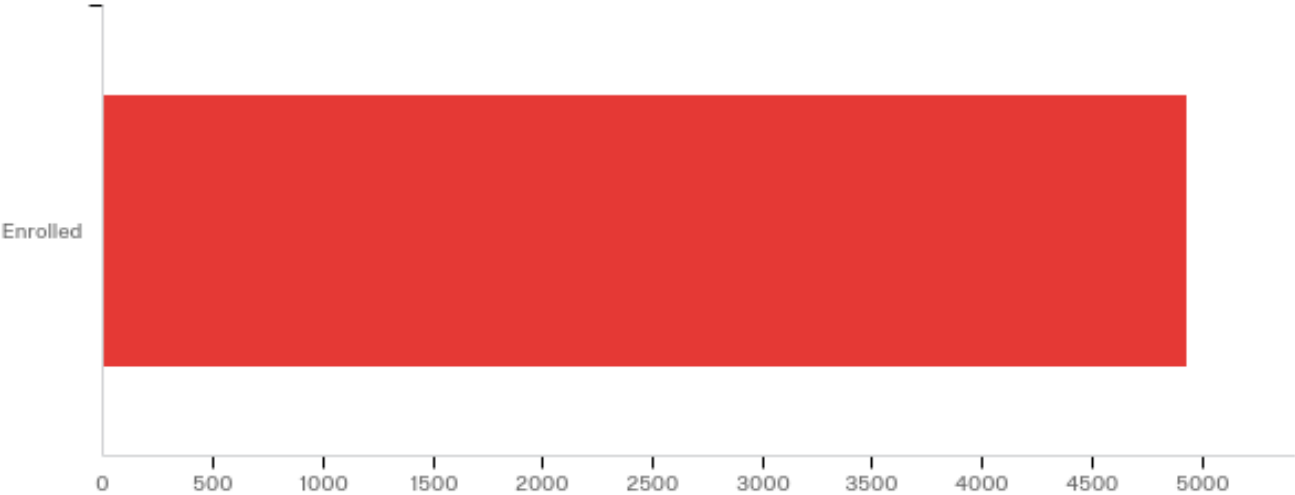
#	Answer	%	Count
1	Luke Humphrey	48.96%	2416
2	Josie DuBois	45.92%	2266
3	Prefer Not To Respond	5.13%	253
	Total	100%	4935

Q10 - Please select the candidate for ASG Treasurer that you would like to vote for. You can only vote for one Treasurer candidate.



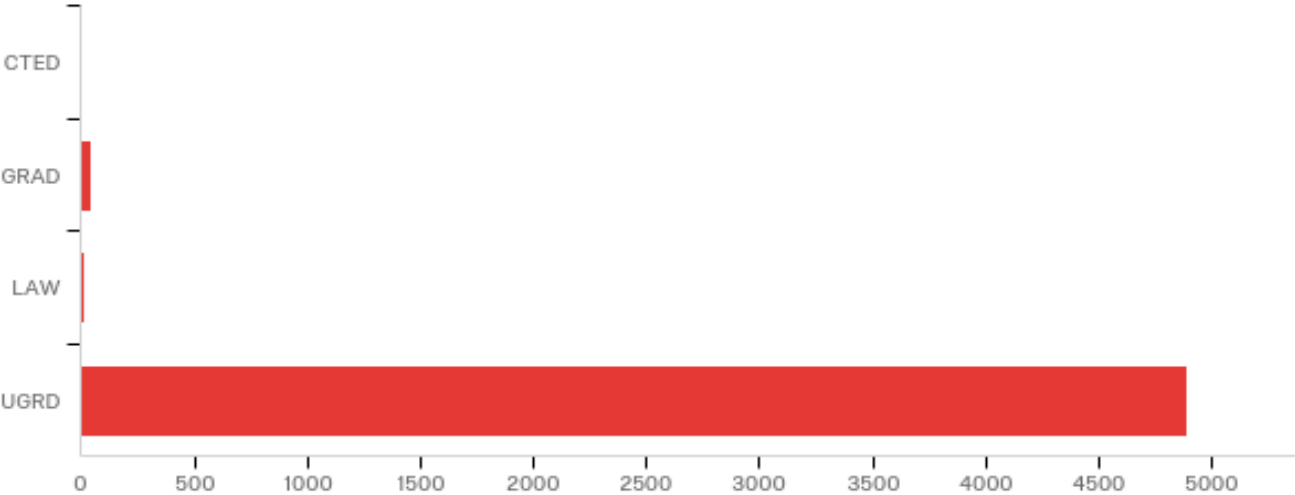
#	Answer	%	Count
1	Isamar (Izzy) Garcia	50.48%	2490
2	Marco A. Gargano	43.58%	2150
3	Prefer Not To Respond	5.94%	293
	Total	100%	4933

Enroll_Status



Answer	%	Count
Enrolled	100.00%	4938
Total	100%	4938

UA_PRIMARY_CAREER



Answer	%	Count
CTED	0.02%	1
GRAD	0.83%	41
LAW	0.20%	10
UGRD	98.95%	4886
Total	100%	4938