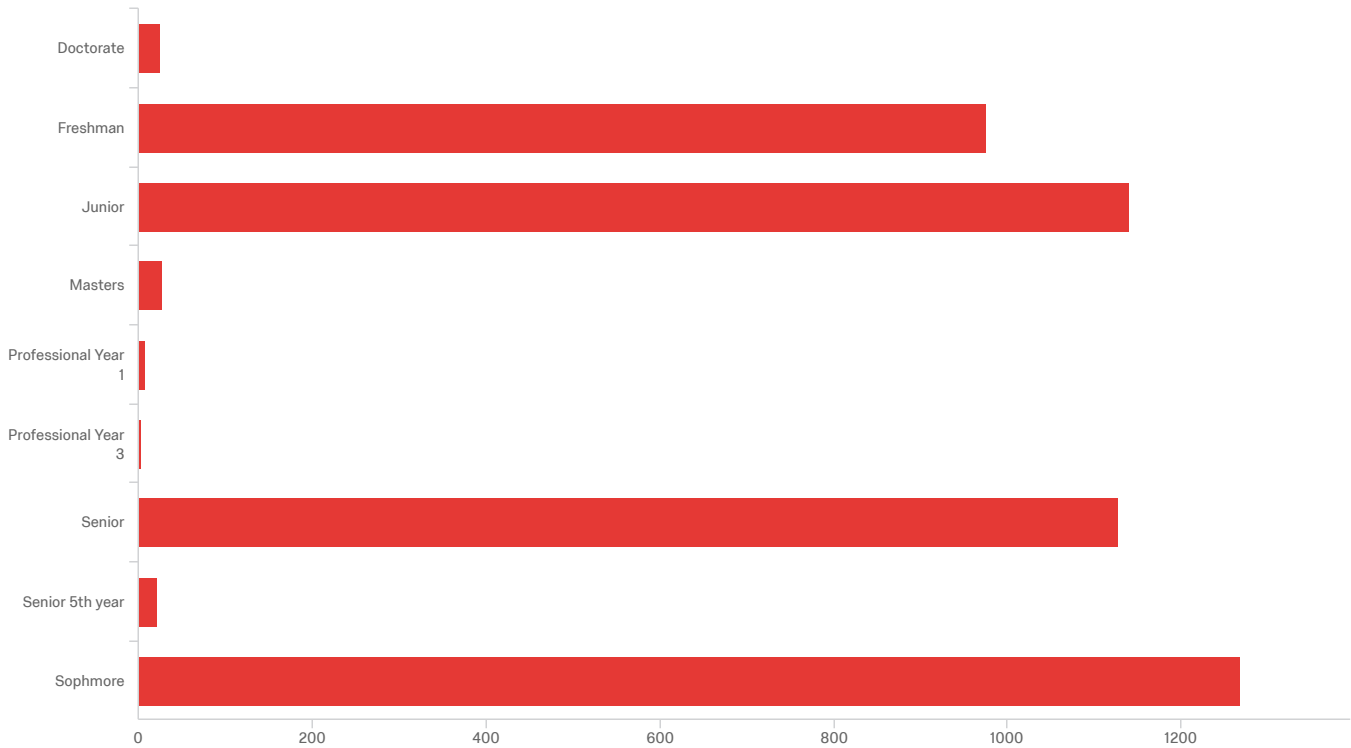


# Default Report

2018\_ASG\_General\_Election\_Runoff

March 30, 2018 3:21 PM CDT

## Classification

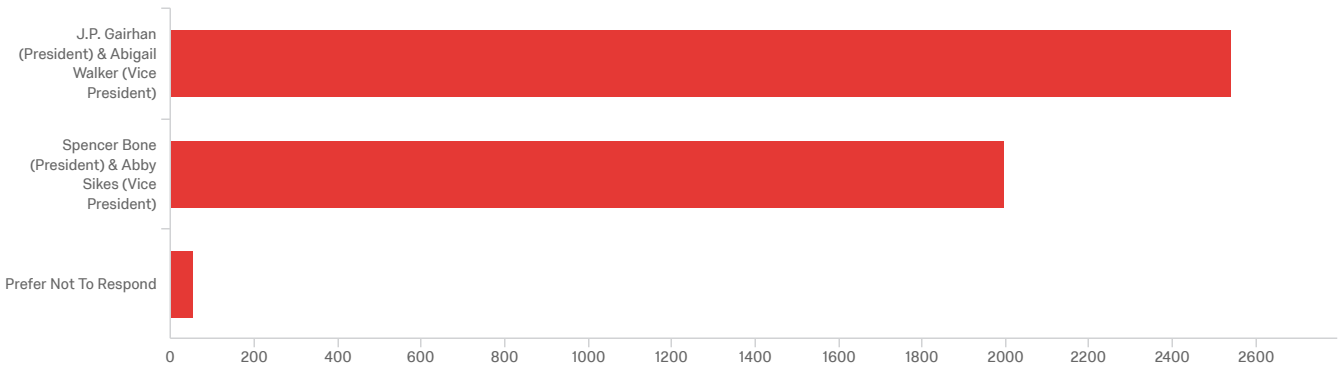


#	Field	Choice Count
1	Doctorate	0.54% 25
2	Freshman	21.23% 976
3	Junior	24.82% 1141
4	Masters	0.59% 27
5	Professional Year 1	0.15% 7
6	Professional Year 3	0.07% 3
7	Senior	24.54% 1128
8	Senior 5th year	0.46% 21
9	Sophomore	27.60% 1269

4597

Showing Rows: 1 - 10 Of 10

Q8 - Please select the candidates for ASG President and ASG Vice President that you would like to vote for. Candidates for President and Vice President run together so you will vote for them as a ticket. You can only vote for one President-Vice President ticket.



#	Field	Choice Count
1	J.P. Gairhan (President) & Abigail Walker (Vice President)	55.33% 2543
2	Spencer Bone (President) & Abby Sikes (Vice President)	43.47% 1998
3	Prefer Not To Respond	1.20% 55
		4596

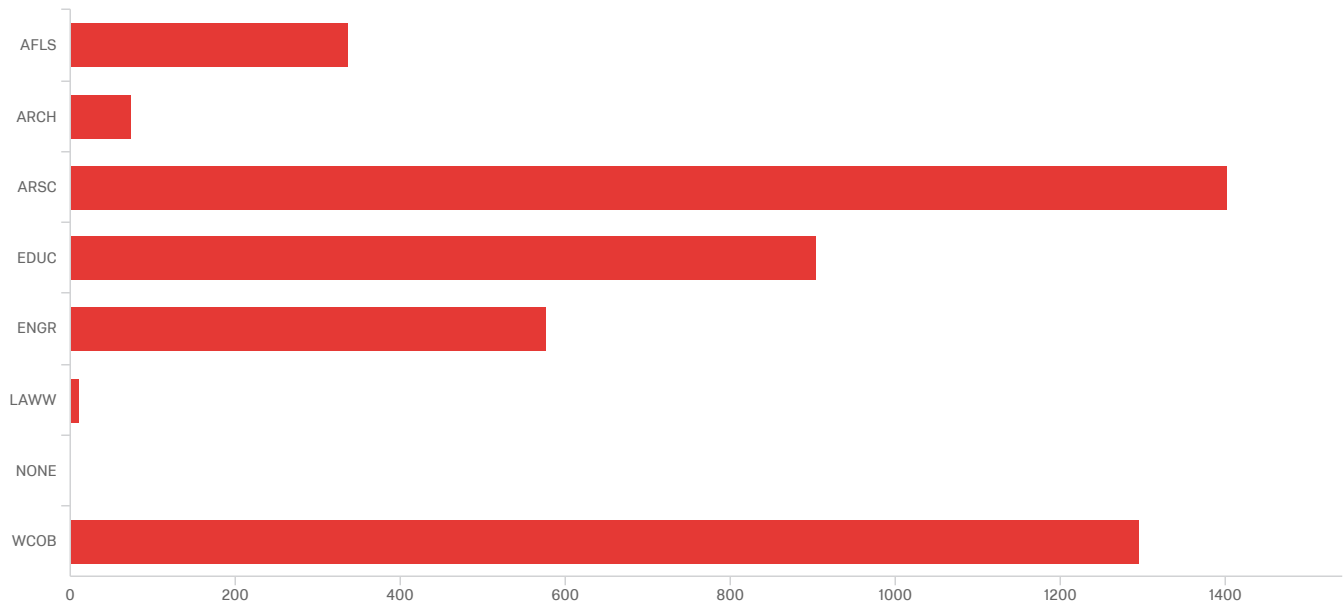
Showing Rows: 1 - 4 Of 4

Q9 - Please select the candidate for ASG Secretary that you would like to vote for. You can only vote for one Secretary candidate.

#	Field	Choice Count
1	Luke Humphrey	55.35% 2543
2	Josie DuBois	42.64% 1959
3	Prefer Not To Respond	2.00% 92
		4594

Showing Rows: 1 - 4 Of 4

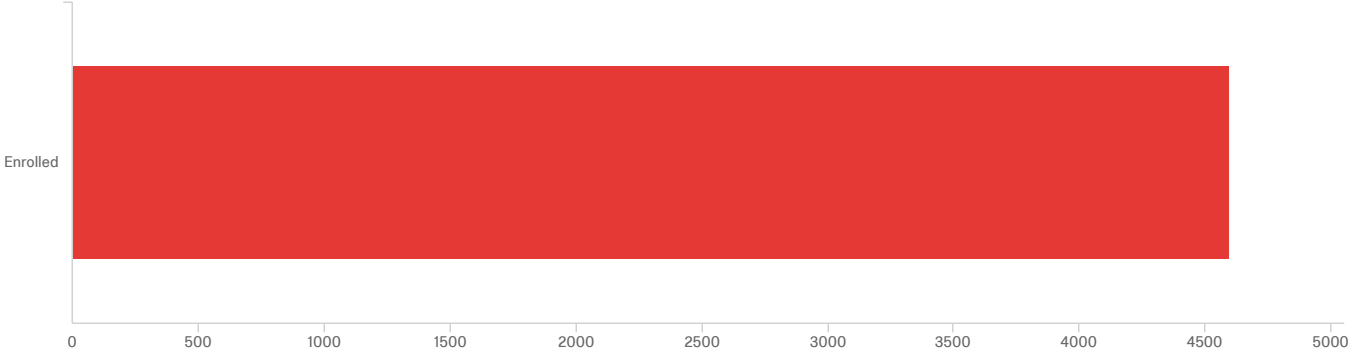
# UA\_Primary\_School



#	Field	Choice Count
1	AFLS	7.31% 336
2	ARCH	1.59% 73
3	ARSC	30.50% 1402
4	EDUC	19.66% 904
5	ENGR	12.53% 576
6	LAWW	0.22% 10
7	NONE	0.02% 1
8	WCOB	28.17% 1295
		4597

Showing Rows: 1 - 9 Of 9

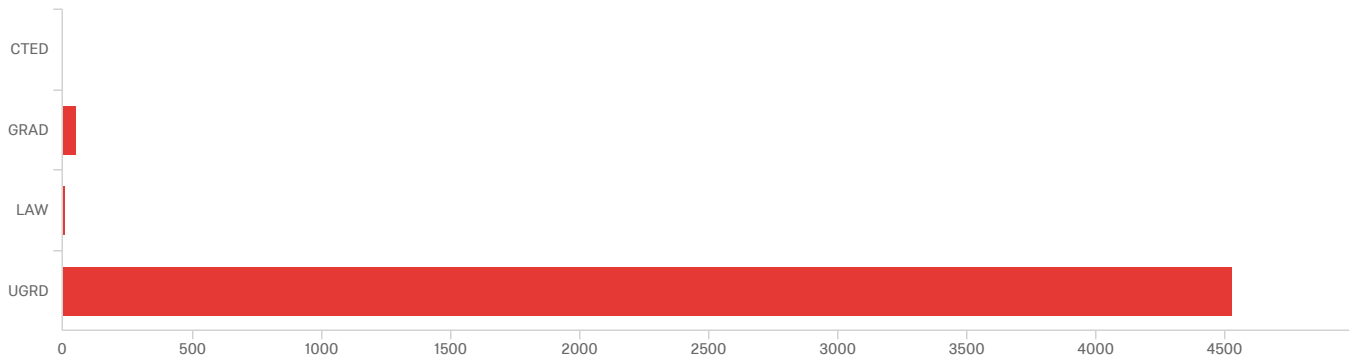
# Enroll\_Status



#	Field	Choice Count
1	Enrolled	100.00% 4597

Showing Rows: 1 - 1 Of 1

# UA\_PRIMARY\_CAREER

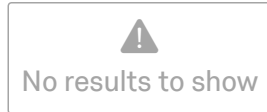
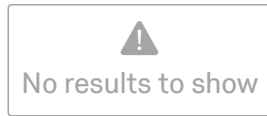


Field	Choice Count
CTED	0.02% 1
GRAD	1.13% 52
LAW	0.22% 10
UGRD	98.63% 4534

4597

Showing Rows: 1 - 5 Of 5

Email



**End of Report**